

APPRAISER COPY

Destination ImagiNation®
Instant Challenge
2006 Affiliate Competition – Advanced Level

A WORK OF ART

Challenge: Your **TASK** is to communicate the details of a work of art without talking.

Time: You will have up to 3 minutes to use your **IMAGINATION** to discuss strategy and divide your team into 2 groups, and then up to 4 minutes to communicate the details of a work of art.

Set-up: On one side of the room is a table behind a blue taped line. You are to remain behind this line during the first part of the Challenge. On this first table is a blank grid, as well as examples of colored symbols. On the other side of the blue line are two tables separated by a red line. On each of these tables is a screen. Behind one of the screens is a blank grid like the one on the table before you, along with a number of colored symbols. Behind the other screen is a grid that has some of these symbols placed in particular parts of the grid. You will not know in advance what lies behind either of the screens.

Procedure: A museum of modern art needs to have a priceless work of art duplicated, but the piece is very fragile and may not be moved. Your team has been called in to copy the work of art. But there is a catch! The museum does not want the quiet of the exhibit to be disturbed. Therefore, when duplicating the art work, no one may talk!

•**Part One** (3 minutes): Develop a way of communicating the location of the colored symbols on the grid. During this part of the Challenge, you may talk. However, all team members must remain behind the blue taped line. You should also divide your team into 2 groups during this part of the Challenge. At the end of Part One, each of the groups will go behind one of the tables with the screens.

•**Part Two** (4 minutes): At the beginning of this part of the Challenge, the Appraisers will reveal what is behind each of the screens. The group that has a grid with colored symbols on it will need to communicate the location of those symbols to their teammates on the other side of the red taped line. The second group should then place the appropriate symbols on their grid to duplicate the work of art. During this part of the Challenge, no team members may talk and no one may cross the red taped line.

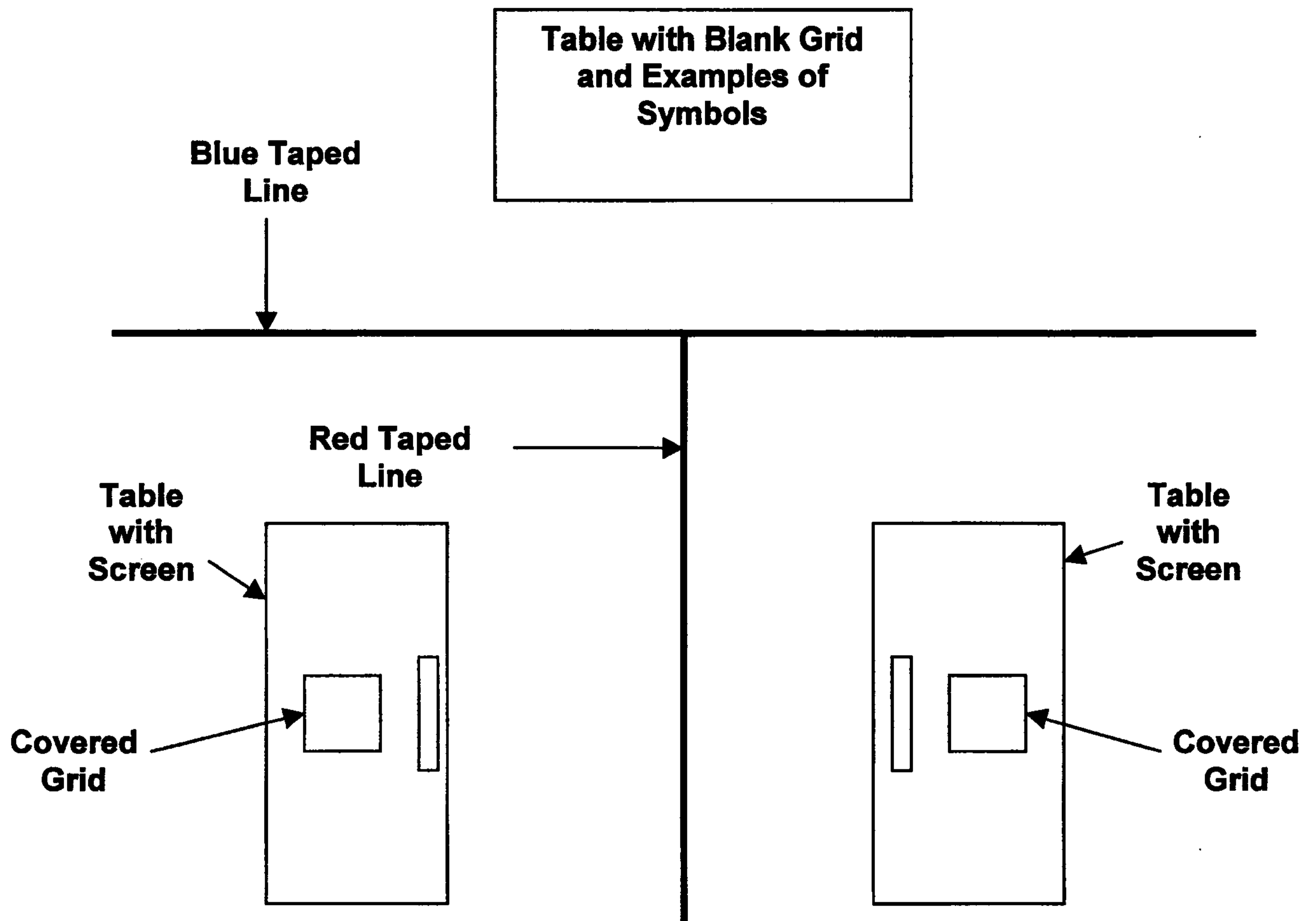
Scoring: You will receive

- A. 5 points (50 points maximum) for each symbol that is correctly placed on the blank grid.
- B. Up to 30 points for the creativity of your communication system.
- C. Up to 20 points for how well your team works together.

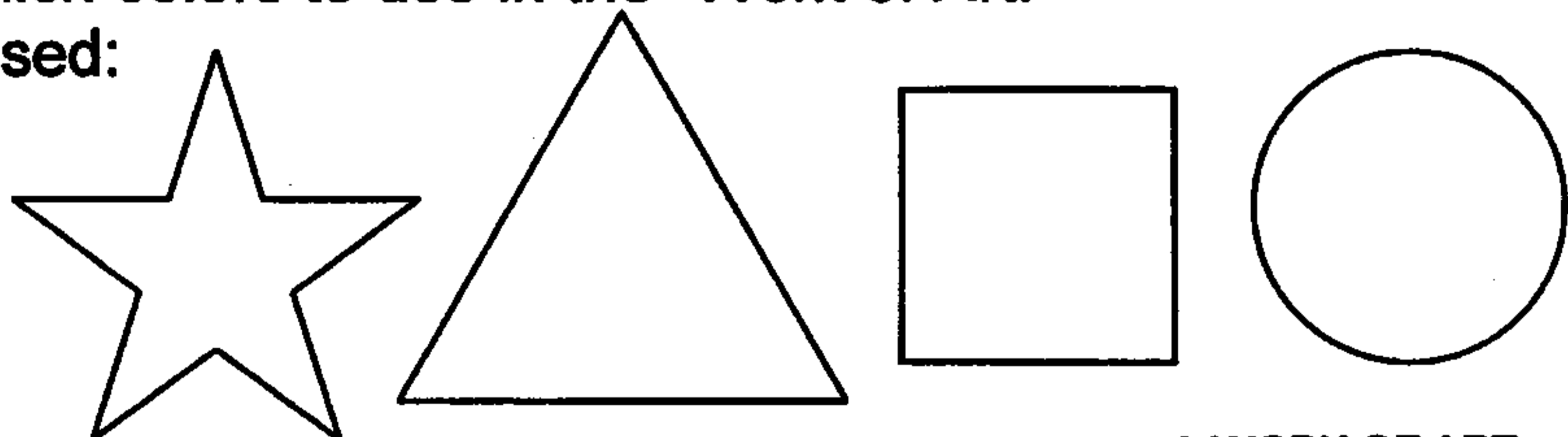
Following the Tournament, all copies of this Challenge must be collected and destroyed.

For Appraisers Only:

1. The set-up consists of a blue taped line on one side of the room. Behind this taped line is a table with a blank grid, as well as examples of the colored symbols to be used. The symbols should be small enough to fit into one of the rectangles on the grid. The symbols should be triangles, squares, circles and stars; they should be either yellow, red, blue or purple. An example of each symbol in all 4 colors should be available. On the other side of the blue taped line are two additional tables separated by a red taped line. On each of these tables, there should be a screen. Behind the screens should be either a blank grid along with a selection of colored symbols or a grid that contain some of the colored symbols already placed on the grid. Each of these additional grids should be covered with a cloth so that team members do not know what is on the grids until the beginning of Part Two.



2. The symbols on the "Work of Art" should be colored in using yellow, red, blue or purple. You may choose which colors to use in the "Work of Art."
3. The following symbols are used:



TEAM COPY

Destination ImagiNation® **A WORK OF ART**

Challenge: Your **TASK** is to communicate the details of a work of art without talking.

Time: You will have up to 3 minutes to use your **IMAGINATION** to discuss strategy and divide your team into 2 groups, and then up to 4 minutes to communicate the details of a work of art.

Set-up: On one side of the room is a table behind a blue taped line. You are to remain behind this line during the first part of the Challenge. On this first table is a blank grid, as well as examples of colored symbols. On the other side of the blue line are two tables separated by a red line. On each of these tables is a screen. Behind one of the screens is a blank grid like the one on the table before you, along with a number of colored symbols. Behind the other screen is a grid that has some of these symbols placed in particular parts of the grid. You will not know in advance what lies behind either of the screens.

Procedure: A museum of modern art needs to have a priceless work of art duplicated, but the piece is very fragile and may not be moved. Your team has been called in to copy the work of art. But there is a catch! The museum does not want the quiet of the exhibit to be disturbed. Therefore, when duplicating the art work, no one may talk!

Part One (3 minutes):

- Develop a way of communicating the location of the colored symbols on the grid.
- During this part of the Challenge, you may talk. However, all team members must remain behind the blue taped line.
- You should also divide your team into 2 groups during this part of the Challenge.
- At the end of Part One, each of the groups will go behind one of the tables with the screens.

Part Two (4 minutes):

- At the beginning of this part of the Challenge, the Appraisers will reveal what is behind each of the screens.
- The group that has a grid with colored symbols on it will then need to communicate the location of those symbols to their teammates on the other side of the red taped line.
- The second group should then place the appropriate symbols on their grid to duplicate the work of art.
- During this part of the Challenge, no team members may talk and no one may cross the red taped line.

Scoring: You will receive

- A. 5 points (50 points maximum) for each symbol that is correctly placed on the blank grid.
- B. Up to 30 points for the creativity of your communication system.
- C. Up to 20 points for how well your team works together.

Following the Tournament, all copies of this Challenge must be collected and destroyed.

Destination ImagiNation®
Instant Challenge
A WORK OF ART
APPRAISER RUBRICS

RUBRIC FOR APPRAISING CREATIVITY OF COMMUNICATION SYSTEM

Points	1 – 8	9 – 15	16 – 22	23 – 30
Qualities	<ul style="list-style-type: none"> • Creativity is present and it's somewhat enhanced • The solution applies 	<ul style="list-style-type: none"> • Creativity is present and it's relevant • There is a theme • The solution is complete • Solved with related elements 	<ul style="list-style-type: none"> • Creativity is present and it's integrated • Chiefly original work 	<ul style="list-style-type: none"> • Creativity is there and it's innovative • AHA! WOW!

RUBRIC FOR APPRAISING TEAMWORK

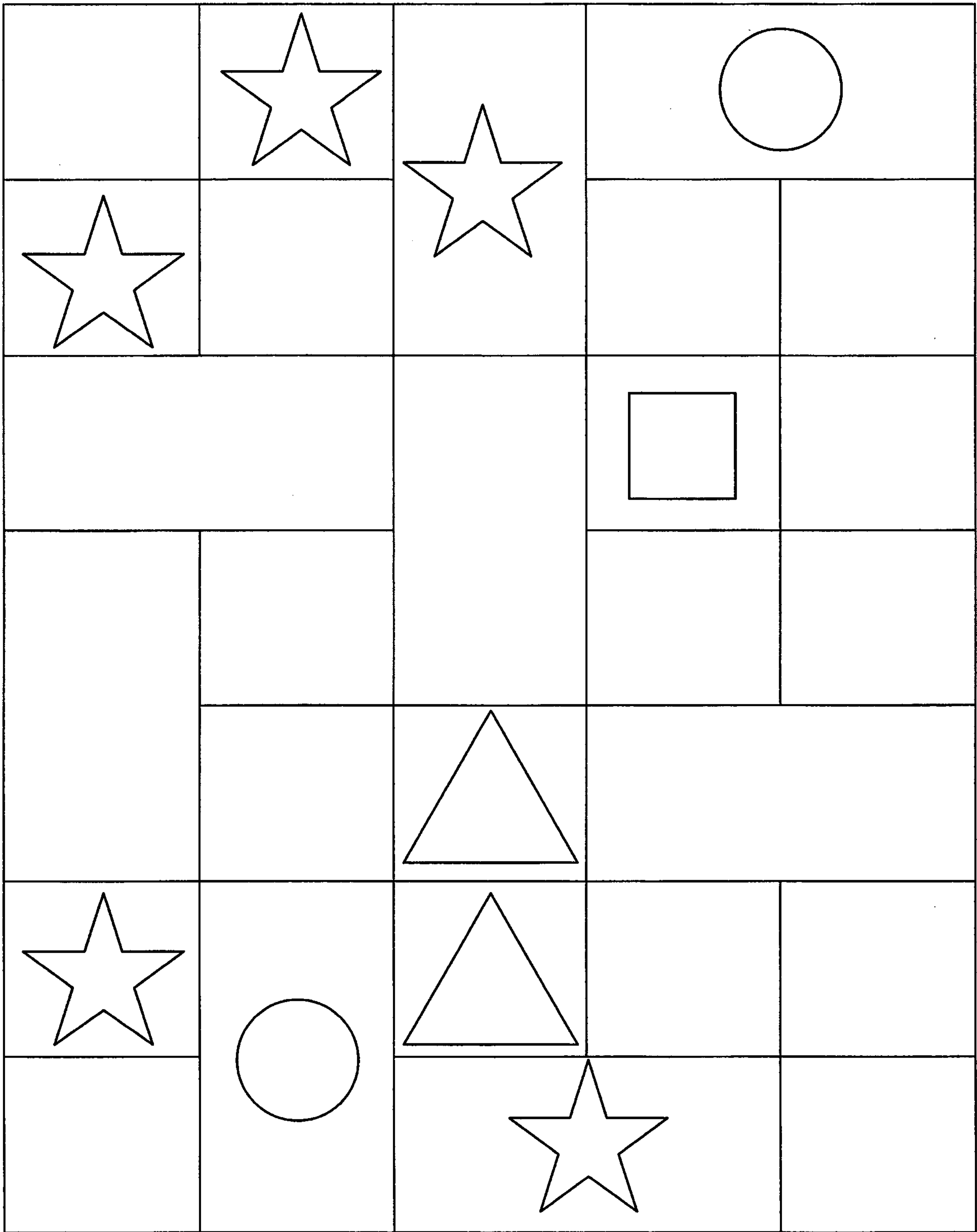
Points	1 – 5	6 – 10	11 – 15	16 – 20
Qualities	<ul style="list-style-type: none"> • Dominating individual who limits participation of others • Cooperation is minimal • Little sharing of ideas 	<ul style="list-style-type: none"> • Some evidence of individual team member roles • Some cooperation • Some evidence of accepting ideas of others 	<ul style="list-style-type: none"> • Acceptance of team roles above average • Good cooperation • Sharing and acceptance of ideas of others 	<ul style="list-style-type: none"> • Leadership and team roles are easily identified • Diversity of skills mutually respected and evident • Team dynamics are exemplary

Following the Tournament, all copies of this Challenge must be collected and destroyed.

GRID

Following the Tournament, all copies of this Challenge must be collected and destroyed.

WORK OF ART



Following the Tournament, all copies of this Challenge must be collected and destroyed.

Destination ImagiNation®

Team Name: _____ Level: E M S U

Membership Number: _____ Team Challenge: _____

Appraiser's Name: _____

A WORK OF ART

INSTANT CHALLENGE INDIVIDUAL SCORE SHEET

Score Element	Range	Team Score
A. _____ # of symbols correctly communicated	_____ X 5 (50 Points Maximum)	
B. Creativity of communication system	1 – 30	
C. Teamwork	1 – 20	
Total		

Note: Team score elements should be recorded in whole numbers. (No fractions or decimals.)

Following the Tournament, all copies of this Challenge must be collected and destroyed.

Destination ImagiNation®

Team Name: _____ Level: E M S U

Membership Number: _____ Team Challenge: _____

A WORK OF ART

INSTANT CHALLENGE MASTER SCORE SHEET

Appraiser's Name	Total Score
1.	
2.	
3.	
4.	
Add 1 + 2 + 3 + 4	D.
Divide D by # of Appraisers	E.

NOTE: The division in the final step should be carried out to 3 decimal places.

INSTANT CHALLENGE SCORE

F.

NOTE: Rewrite the final score in the box above. The final score should be rounded to 2 decimal points. Round up if the third decimal is 5 or more.